
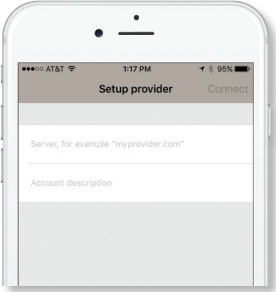


Your Best-in-Class Video Solution

Access live and recorded video 24/7 via your mobile device or computer

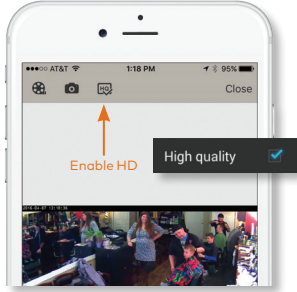
USING THE MOBILE APP

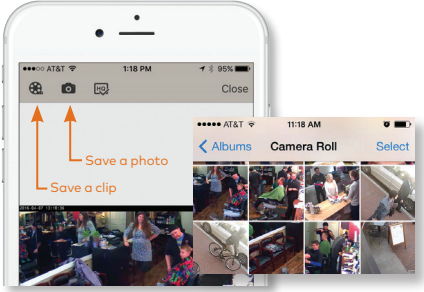
- 

Download the **Axis Hosted Video** app on your smartphone via the App Store or Google Play.
- 

Enter **videologin.com** for the **Server**.
Enter what you would like to name your location (ex. Office, Home etc.) for **Account Description**.
- username**

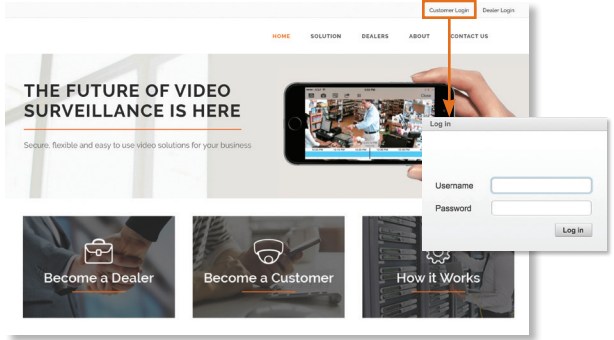
password

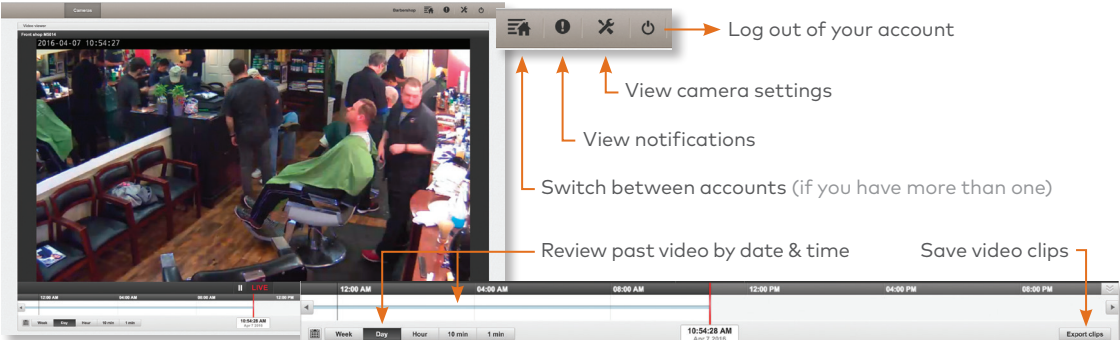
Enter your provided account **Username** and **Password**.
Always keep your login handy, yet **secure!**
- 

Toggle **High Quality** in the app to enable HD video streaming.
iPhone: Tap the HQ icon
Android: Go to Settings and check High Quality
- 

Tap the **film reel icon** to view and save recorded video.
Tap the **camera icon** to save a photo of live video or during video playback of a saved clip.
iPhone: Images and clips will save to your Camera Roll
Android: Images will save to Photos

LOGGING IN ONLINE

- 

Visit www.secure-i.com and click **Customer Login** in the upper right-hand corner, or go directly to the website your dealer has provided you.
- 

Once logged in, you can view live and recorded video, as well as save video clips.

 - Log out of your account
 - View camera settings
 - View notifications
 - Switch between accounts (if you have more than one)
 - Review past video by date & time
 - Save video clips
 - Export clips